



This is a DRAFT of the Michigan Green School Application. You will have to submit your application using a form online that is very similar to what is below.

Please note that this online application must be completed in one sitting. It is best practice to type your answers in this draft document and paste into the appropriate area in the online form. Anything marked with a \* is required.

You will see the following screen when you reach the application. Click on the  next to each section to expand the application and see the full fields.

## Michigan Green School Application



MICHIGAN DEPARTMENT OF  
ENVIRONMENT, GREAT LAKES, AND ENERGY

Thank you for your interest in participating in the Michigan Green School program!  
There are three sections to complete:

1. School Information
2. Activities Information
3. Submission Information

Please note that this application must be completed in one setting. It is best practice to type out your answers in [the draft form here](#) and when you're ready to complete the whole application, paste your answers into the appropriate areas below.

1. School Information

2. Activities

3. Submission Information

!! Note: if you are not able to submit, please visit [this list of FAQs](#) that lists frequent errors and issues. Most often this is because you didn't follow the character limit of the form (activities must all be under 10,000 characters).

Submit

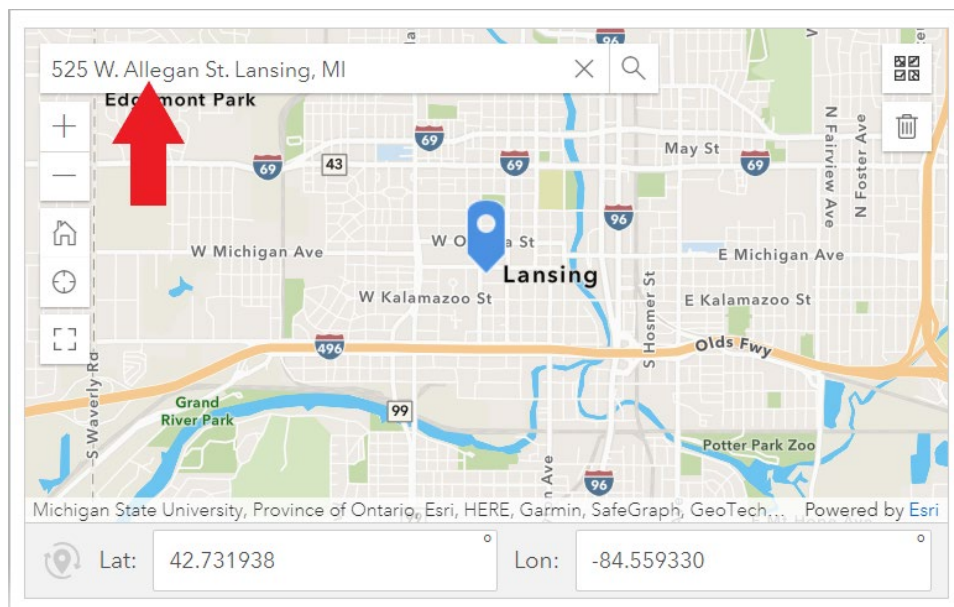
Submit Feedback on Your Experience

## 1. School Information

### School Location: \*


*You will need to place a point on a map for where school is located. If you have location enabled in your browser, it will auto locate based on your current location and you will not need to do anything. Make sure the map is set to your school location if you are completing the survey from home.*

*You can also click directly on the map to drop a point on your school location or type your school address into the address bar.*



### Troubleshooting Tips:

- If you see the following red error message, check to make sure location sharing is enabled in your web browser settings.

Can not find your location. Please check your browser to ensure that your location is shared. 

- If you can't enable location sharing due to school security settings, or if location is enabled but you continue to receive the above error, simply type your school address into the "Find Address or Place" line at the top of the map. This is indicated with a red arrow in the image above.

### School Name(s): \*

*Type your school name as you would like it to appear on the website and your award certificate.*

**School County: \***

*This will be auto populated based on where you place your point on the map (or the address you enter if you used the address line).*

**School City: \***

*This will be auto populated based on where you place your point above or the address you enter if you use the address line.*

**School Type: \*** *Check the box that describes your school type*

- Early Childhood
- Elementary School
- Middle School
- High School
- K-8
- Other (describe)

## 2. Contact Information

**Building Coordinator's Name: \***

*The Building Coordinator is the person who should be considered the school's contact person for the MI Green Schools Program. Usually it is the person who completes the application form.*

**Building Coordinator's Email Address: \***

*Your email address is required so that we can communicate with you regarding any issues with your application or any program updates.*

**Administrator's Name: \***

*A letter of support from your administrator is no longer required, just their name and email address.*

**Administrator's Email Address: \***

*Administrators will be included on the program's automatic emails regarding application submission and approval but are not required to sign or approve any documents during the process.*

**County Coordinator's Name: \***

*This will be auto populated based on the county your school is in. **You should only change this information if you have an extenuating circumstance and if the County Coordinator you are changing it to is aware of the situation** (i.e. your school is part of a district that crosses county boundaries, and your whole district has historically participated with a particular county coordinator).*

**County Coordinator's Email Address: \***

*This will be auto populated based on the county your school is in. **You should only change this information if you have an extenuating circumstance and if the County Coordinator you are changing it to is aware of the situation** (i.e. your school is part of a district that crosses county boundaries, and your whole district has historically participated with a particular county coordinator).*

### 3. Activities

**Instructions:** A school is eligible to receive a **Green School**, **Emerald School**, or **Evergreen School** designation if the school or students perform the required number of activities. You must complete a minimum of ten activities, with at least two activities from each of the four categories.

The activity requirements for each level of environmental stewardship designation are as follows:

- **Green School** – 10 total activities with at least two activities from each of the four categories
- **Emerald School** – 15 total activities with at least two activities from each of the four categories
- **Evergreen School** – 20 total activities with at least two activities from each of the four categories

For each of the four categories (Recycling, Energy, Environmental Protection, and Miscellaneous), please provide a short description of the activities completed. For each point, please briefly describe:

- **What** was done
- **Who** was involved
- **When** and for **how long** the activity was done
- Any special achievements or recognitions associated

**Optional:** You may enclose pictures of activities to support your narrative. Please only include photos that you are comfortable giving EGLE permission to share via the statewide MI Green Schools newsletter and website.

To add another activity in each category, click the + button at the bottom of the activity group.

#### **What certification level are you applying for? \***




- Green School (10 total activities)
- Emerald School (15 total activities)
- Evergreen School (20 total activities)

*This will be a drop down menu. Check which level of certification you are applying for. The total number of points you enter below should meet or exceed the total required for your desired certification level.*

## Recycling Activities \*



*In the online form, you will see this image below the Recycling Activities header*

- Click on the  and then enter your first activity by checking the appropriate box and entering your activity description.
- To add another activity, click on the  and you will see another number pop up like this:  

- Ensure the the next number is highlighted as #2 above, then check the appropriate box and enter your activity description for the second activity.
- Continue adding activities until you have completed this section. You must enter activities one at a time, and you must have at least 2 activities in this section to receive certification.
- You can make sure you have the correct number of activities entered by checking the number in parentheses next to the Recycling Activities header

**Recycling Activities** (2) 



*This draft form includes 3 activities under each category. If you need to add additional activities in this draft form, copy and paste them underneath the third activity.*

1

### Recycling Activity 1 \*

- Recycling program for at least two items
- Composting food and organic wastes
- Waste-free lunch program
- Implementing a policy to buy recycled, biodegradable, locally produced, or less toxic food and school supplies
- Other

**Describe your recycling activity below: \* (10,000 characters max)**

Your response is limited to 10,000 characters. The online form will automatically limit your character counts. When typing into this draft form, please use a word counter such as [easywordcount.com](http://easywordcount.com) to confirm that your response is under the 10,000 character limit. Thank you!

2

### Recycling Activity 2 \*

Recycling program for at least two items

- Composting food and organic wastes
- Waste-free lunch program
- Implementing a policy to buy recycled, biodegradable, locally produced, or less toxic food and school supplies
- Other

**Describe your recycling activity below: \* (10,000 characters max)**

Your response is limited to 10,000 characters. The online form will automatically limit your character counts. When typing into this draft form, please use a word counter such as [easywordcount.com](http://easywordcount.com) to confirm that your response is under the 10,000 character limit. Thank you!

### 3 Recycling Activity 3 \*

Recycling program for at least two items

- Composting food and organic wastes
- Waste-free lunch program
- Implementing a policy to buy recycled, biodegradable, locally produced, or less toxic food and school supplies
- Other

**Describe your recycling activity below: \* (10,000 characters max)**

Your response is limited to 10,000 characters. The online form will automatically limit your character counts. When typing into this draft form, please use a word counter such as [easywordcount.com](http://easywordcount.com) to confirm that your response is under the 10,000 character limit. Thank you!

### 4 Recycling Activity 4 \*

Recycling program for at least two items

- Composting food and organic wastes
- Waste-free lunch program
- Implementing a policy to buy recycled, biodegradable, locally produced, or less toxic food and school supplies
- Other


**Describe your recycling activity below: \* (10,000 characters max)**

Your response is limited to 10,000 characters. The online form will automatically limit your character counts. When typing into this draft form, please use a word counter such as [easywordcount.com](http://easywordcount.com) to confirm that your response is under the 10,000 character limit. Thank you!



**Please enclose any pictures of recycling activities for the statewide newsletter and website.**

*Attaching photos with your application is appreciated, but completely optional. Please only enclose photos that you are able to give permission for EGLE to use in Statewide MI Green Schools promotional materials such as the newsletter or website.*




<div data-bbox="237 472 261 504">1</div> <div data-bbox="505 472 894 506">Drop image here or select image</div>	
---	---

*To attach a photo, either drag and drop images from your computer into the “Drop image here or select image” area or click the text to upload a file. Clicking on the camera icon will open up your computer’s camera, not your computer files. Always click on the “drop image here” area to upload photos.*

## Energy Activities \*



*In the online form, you will see this image below the Energy Activities header*

- Click on the  and then enter your first activity by checking the appropriate box and entering your activity description.
- To add another activity, click on the  and you will see another number pop up like this:  

- Ensure the the next number is highlighted as #2 above, then check the appropriate box and enter your activity description for the second activity.
- Continue adding activities until you have completed this section. You must enter activities one at a time, and you must have at least 2 activities in this section to receive certification.
- You can make sure you have the correct number of activities entered by checking the

Energy Activities (2) 



*number in parentheses next to the Energy Activities header*

*This draft form includes 3 activities under each category. If you need to add additional activities in this draft form, copy and paste them underneath the third activity.*

1

### Energy Activity 1 \*

- Offering at least one teaching unit on alternative energy
- Using alternative energy, renewable fuels, or specialized energy-efficient technology in school operations
- Implementing a school energy-saving program
- Performing energy audits at student homes and educating student families and the community
- Taking part in a project or event to promote improved vehicle fuel efficiency
- Sponsoring an alternative energy presentation, project, or event
- Other

Describe your energy activity below: \* (10,000 characters max)

Your response is limited to 10,000 characters. The online form will automatically limit your character counts. When typing into this draft form, please use a word counter such as [easywordcount.com](http://easywordcount.com) to confirm that your response is under the 10,000 character limit. Thank you!

2

### Energy Activity 2 \*

- Offering at least one teaching unit on alternative energy
- Using alternative energy, renewable fuels, or specialized energy-efficient technology in school operations
- Implementing a school energy-saving program
- Performing energy audits at student homes and educating student families and the community
- Taking part in a project or event to promote improved vehicle fuel efficiency
- Sponsoring an alternative energy presentation, project, or event
- Other

Describe your energy activity below: \* (10,000 characters max)

Your response is limited to 10,000 characters. The online form will automatically limit your character counts. When typing into this draft form, please use a word counter such as [easywordcount.com](http://easywordcount.com) to confirm that your response is under the 10,000 character limit. Thank you!

### 3 Energy Activity 3 \*

- Offering at least one teaching unit on alternative energy
- Using alternative energy, renewable fuels, or specialized energy-efficient technology in school operations
- Implementing a school energy-saving program
- Performing energy audits at student homes and educating student families and the community
- Taking part in a project or event to promote improved vehicle fuel efficiency
- Sponsoring an alternative energy presentation, project, or event
- Other

Describe your energy activity below: \* (10,000 characters max)

Your response is limited to 10,000 characters. The online form will automatically limit your character counts. When typing into this draft form, please use a word counter such as [easywordcount.com](http://easywordcount.com) to confirm that your response is under the 10,000 character limit. Thank you!

### 4 Energy Activity 4 \*

- Offering at least one teaching unit on alternative energy
- Using alternative energy, renewable fuels, or specialized energy-efficient technology in school operations
- Implementing a school energy-saving program
- Performing energy audits at student homes and educating student families and the community
- Taking part in a project or event to promote improved vehicle fuel efficiency
- Sponsoring an alternative energy presentation, project, or event
- Other

Describe your energy activity below: \* (10,000 characters max)


Your response is limited to 10,000 characters. The online form will automatically limit your character counts. When typing into this draft form, please use a word counter such as [easywordcount.com](http://easywordcount.com) to confirm that your response is under the 10,000 character limit. Thank you!

**Please enclose any pictures of energy activities for the statewide newsletter and website.**

*Attaching photos with your application is appreciated, but completely optional. Please only enclose photos that you are able to give permission for EGLE to use in Statewide MI Green Schools promotional materials such as the newsletter or website.*

1

Drop image here or select image




*To attach a photo, either drag and drop images from your computer into the “Drop image here or select image” area or click the text to upload a file. Clicking on the camera icon will open up your computer’s camera, not your computer files. Always click on the “drop image here” area to upload photos.*

## Environmental Protection Activities \*

In the online form, you will see this image below the Environmental Protection Activities header



- Click on the  and then enter your first activity by checking the appropriate box and entering your activity description.

- To add another activity, click on the  and you will see another number pop up like this:



- Ensure the the next number is highlighted as #2 above, then check the appropriate box and enter your activity description for the second activity.
- Continue adding activities until you have completed this section. You must enter activities one at a time, and you must have at least 2 activities in this section to receive certification.
- You can make sure you have the correct number of activities entered by checking the number in parentheses next to the Environmental Protection Activities header.

Environmental Protection Activities (2) 



This draft form includes 4 activities under each category. If you need to add additional activities in this draft form, copy and paste them underneath the fourth activity.

1

### Environmental Protection Activity 1 \*

- Participating in activities promoting the health of the Great Lakes watershed
- Offering a teaching unit on environmental issues facing this state
- Establishing or maintaining a natural Michigan garden project with native plants
- Establishing or maintaining an animal habitat project
- Participating in a local community environmental issue by activities such as letter-writing, raising funds, or community outreach
- Other

**Describe your environmental protection activity below: \* (10,000 characters max)**

Your response is limited to 10,000 characters. The online form will automatically limit your character counts. When typing into this draft form, please use a word counter such as [easywordcount.com](http://easywordcount.com) to confirm that your response is under the 10,000 character limit. Thank you!

2

### Environmental Protection Activity 2 \*

- Participating in activities promoting the health of the Great Lakes watershed
- Offering a teaching unit on environmental issues facing this state
- Establishing or maintaining a natural Michigan garden project with native plants
- Establishing or maintaining an animal habitat project
- Participating in a local community environmental issue by activities such as letter-writing, raising funds, or community outreach
- Other

**Describe your environmental protection activity below: \* (10,000 characters max)**

Your response is limited to 10,000 characters. The online form will automatically limit your character counts. When typing into this draft form, please use a word counter such as

[easywordcount.com](http://easywordcount.com) to confirm that your response is under the 10,000 character limit. Thank you!

### 3 Environmental Protection Activity 3 \*

- Participating in activities promoting the health of the Great Lakes watershed
- Offering a teaching unit on environmental issues facing this state
- Establishing or maintaining a natural Michigan garden project with native plants
- Establishing or maintaining an animal habitat project
- Participating in a local community environmental issue by activities such as letter-writing, raising funds, or community outreach
- Other

**Describe your environmental protection activity below: \* (10,000 characters max)**

Your response is limited to 10,000 characters. The online form will automatically limit your character counts. When typing into this draft form, please use a word counter such as [easywordcount.com](http://easywordcount.com) to confirm that your response is under the 10,000 character limit. Thank you!

### 4 Environmental Protection Activity 4 \*

- Participating in activities promoting the health of the Great Lakes watershed
- Offering a teaching unit on environmental issues facing this state
- Establishing or maintaining a natural Michigan garden project with native plants
- Establishing or maintaining an animal habitat project
- Participating in a local community environmental issue by activities such as letter-writing, raising funds, or community outreach
- Other

**Describe your environmental protection activity below: \* (10,000 characters max)**




Your response is limited to 10,000 characters. The online form will automatically limit your character counts. When typing into this draft form, please use a word counter such as [easywordcount.com](http://easywordcount.com) to confirm that your response is under the 10,000 character limit. Thank you!

**Please enclose any pictures of environmental protection activities for the statewide newsletter and website.**

*Attaching photos with your application is appreciated, but completely optional. Please only enclose photos that you are able to give permission for EGLE to use in Statewide MI Green Schools promotional materials such as the newsletter or website.*

1

Drop image here or select image




*To attach a photo, either drag and drop images from your computer into the “Drop image here or select image” area or click the text to upload a file. Clicking on the camera icon will open up your computer’s camera, not your computer files. Always click on the “drop image here” area to upload photos.*

## Miscellaneous Activities \*

In the online form, you will see this image below the Miscellaneous Activities header



- Click on the  and then enter your first activity by checking the appropriate box and entering your activity description.

- To add another activity, click on the  and you will see another number pop up like this:



- Ensure the the next number is highlighted as #2 above, then check the appropriate box and enter your activity description for the second activity.
- Continue adding activities until you have completed this section. You must enter activities one at a time, and you must have at least 2 activities in this section to receive certification.
- You can make sure you have the correct number of activities entered by checking the number in parentheses next to the Miscellaneous Activities header.

Miscellaneous Activities (2) 



This draft form includes 4 activities under each category. If you need to add additional activities in this draft form, copy and paste them underneath the third activity.

1

### Miscellaneous Activity 1 \*

- Adopting an endangered or threatened species and publicizing the activity.
- Hosting an environmental or energy speaker, event or field trip.
- Establishing a student organization that participates in environmental activities
- Observing earth day by participating in an earth day event in April
- Maintaining an updated bulletin board or kiosk with information on environmental concerns and the school's actions in addressing those concerns
- Establishing an eco-reading program
- Updating the school's media center environmental materials
- Visiting internet sites that educate about the environment and support endangered ecosystems
- Other

**Describe your miscellaneous activity below: \* (10,000 characters max)**

Your response is limited to 10,000 characters. The online form will automatically limit your character counts. When typing into this draft form, please use a word counter such as [easywordcount.com](http://easywordcount.com) to confirm that your response is under the 10,000 character limit. Thank you!

2

### Miscellaneous Activity 2 \*

- Adopting an endangered or threatened species and publicizing the activity. Hosting an environmental or energy speaker, event or field trip.
- Establishing a student organization that participates in environmental activities
- Observing earth day by participating in an earth day event in April
- Maintaining an updated bulletin board or kiosk with information on environmental concerns and the school's actions in addressing those concerns
- Establishing an eco-reading program
- Updating the school's media center environmental materials
- Visiting internet sites that educate about the environment and support endangered ecosystems
- Other

**Describe your miscellaneous activity below: \* (10,000 characters max)**

Your response is limited to 10,000 characters. The online form will automatically limit your character counts. When typing into this draft form, please use a word counter such as [easywordcount.com](http://easywordcount.com) to confirm that your response is under the 10,000 character limit. Thank you!

### 3 **Miscellaneous Activity 3 \***

- Adopting an endangered or threatened species and publicizing the activity.
- Hosting an environmental or energy speaker, event or field trip.
- Establishing a student organization that participates in environmental activities
- Observing earth day by participating in an earth day event in April
- Maintaining an updated bulletin board or kiosk with information on environmental concerns and the school's actions in addressing those concerns
- Establishing an eco-reading program
- Updating the school's media center environmental materials
- Visiting internet sites that educate about the environment and support endangered ecosystems
- Other

**Describe your miscellaneous activity below: \* (10,000 characters max)**

Your response is limited to 10,000 characters. The online form will automatically limit your character counts. When typing into this draft form, please use a word counter such as [easywordcount.com](http://easywordcount.com) to confirm that your response is under the 10,000 character limit. Thank you!

4

**Miscellaneous Activity 4 \***


- Adopting an endangered or threatened species and publicizing the activity.
- Hosting an environmental or energy speaker, event or field trip.
- Establishing a student organization that participates in environmental activities
- Observing earth day by participating in an earth day event in April
- Maintaining an updated bulletin board or kiosk with information on environmental concerns and the school's actions in addressing those concerns
- Establishing an eco-reading program
- Updating the school's media center environmental materials
- Visiting internet sites that educate about the environment and support endangered ecosystems
- Other

**Describe your miscellaneous activity below: \* (10,000 characters max)**

Your response is limited to 10,000 characters. The online form will automatically limit your character counts. When typing into this draft form, please use a word counter such as [easywordcount.com](http://easywordcount.com) to confirm that your response is under the 10,000 character limit. Thank you!

**Please enclose any pictures of miscellaneous activities for the statewide newsletter and website.**

*Attaching photos with your application is appreciated, but completely optional. Please only enclose photos that you are able to give permission for EGLE to use in Statewide MI Green Schools promotional materials such as the newsletter or website.*

1 Drop image here or select image 

*To attach a photo, either drag and drop images from your computer into the “Drop image here or select image” area or click the text to upload a file. Clicking on the camera icon will open up your computer’s camera, not your computer files. Always click on the “drop image here” area to upload photos.*

## 4. Submission Information

### Green Schools Promotional Materials \*

All certified Green Schools will receive a Michigan Green School window cling with their designation and year of certification at no cost. Please enter the mailing address you would like this cling sent to below.

**Would you like to order an official Michigan Green Schools Flag upon designation approval? \*** Prices vary from year to year but are generally approximately \$40 per flag.

- Yes
- No

If your billing address differs from your mailing address, please enter your billing address here. An invoice will be mailed to the Building Coordinator upon approval of your designation.

**Building Coordinator's Signature: \***

*Online form will have an electronic signature box*

**Building Coordinator's Submittal Date: \***

*Online form will have a calendar and will auto-fill to today's date*

!! Note: if you are not able to submit, please visit [this list of FAQs](#) that lists frequent errors and issues. Most often this is because you didn't follow the character limit of the form (activities must all be under 10,000 characters).

Submit